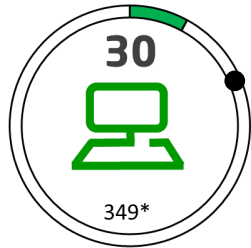


## Key Performance Indicators FY18 (KPI) July 1, 2018–Sept. 30, 2018

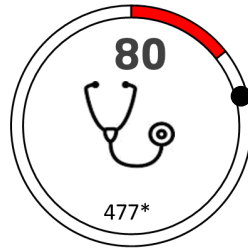
### Employer Contacts



Advanced  
Manufacturing



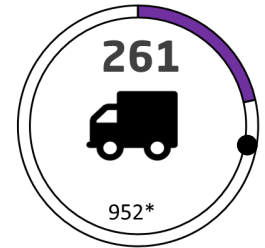
IT / Business  
and Finance



Healthcare



Construction  
and Trades

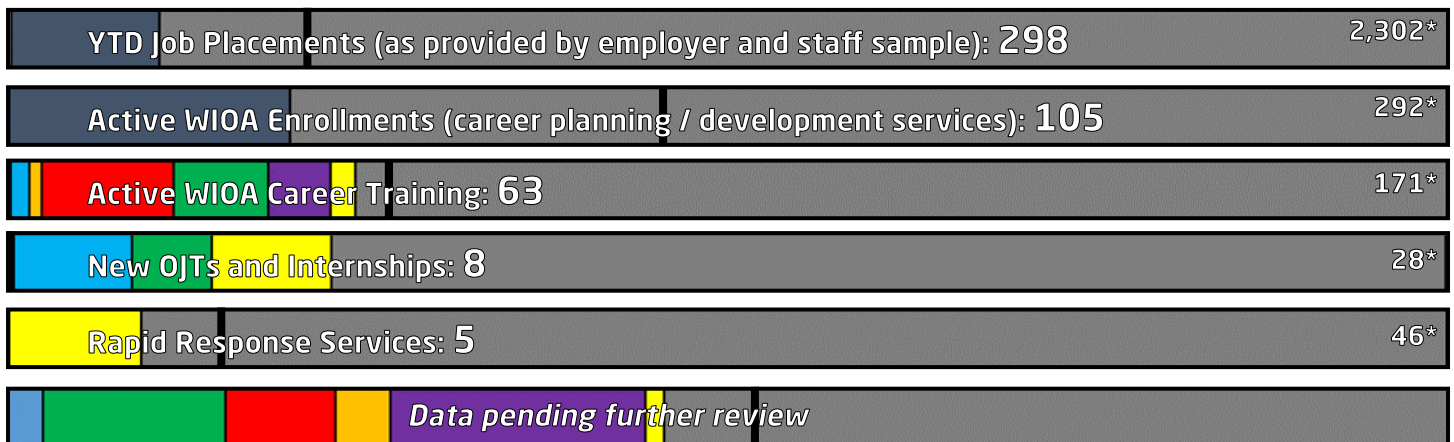


Transportation  
and Logistics

● Previous Year Point-in-Time \*Previous Year Total

KCC Hiring Events	109♦	Employer Job Orders	2,611♦	Job Fairs	2♦
<b>41</b>	351*	<b>1,497</b>	7,675*	<b>1</b>	8*
Hiring Event Employers	47♦	Available Jobs	5,968♦	Job Fair Employers	83♦
<b>20</b>	181*	<b>3,304</b>	18,586*	<b>20</b>	334*
Applicant Interviews	1,944♦	Unique Employers	399♦	Job Fair Attendees	272♦
<b>200</b>	4,690*	<b>413</b>	568*	<b>85</b>	1,256*

♦ Previous Year Point-in-Time \*Previous Year Total



■ Advanced Manufacturing 
 ■ IT/Business and Finance 
 ■ Healthcare 
 ■ Construction and Trades 
 ■ Transportation & Logistics 
 ■ General

■ Previous Year Point-in-Time \*Previous Year Total

### Customer Satisfaction



Job Seeker: **98%**

Employer: **92%**

### Labor Market Index (LMI) Data\*\*

NKY Labor Participation Rate: 67.1%

KY: 58.9%

US: 62.7%

NKY Unemployment Rate: 3.3%

KY: 4.1%

US: 3.9%